



SHEPHERD'S
HOLLOW

Golf Club

YARDAGE GUIDE

HOLE 1

PAR 4

HDCP 3/2

This starting hole sets a tone for the strategy that is required for the success of your round. There is ample room (40-60 yards) between the right side of the bunker and the left hillside bunkers. The best view of the green is from right side of fairway. Your second shot is played 40-50 feet downhill with a left side run-up approach also possible.



Green Depth
38 yards



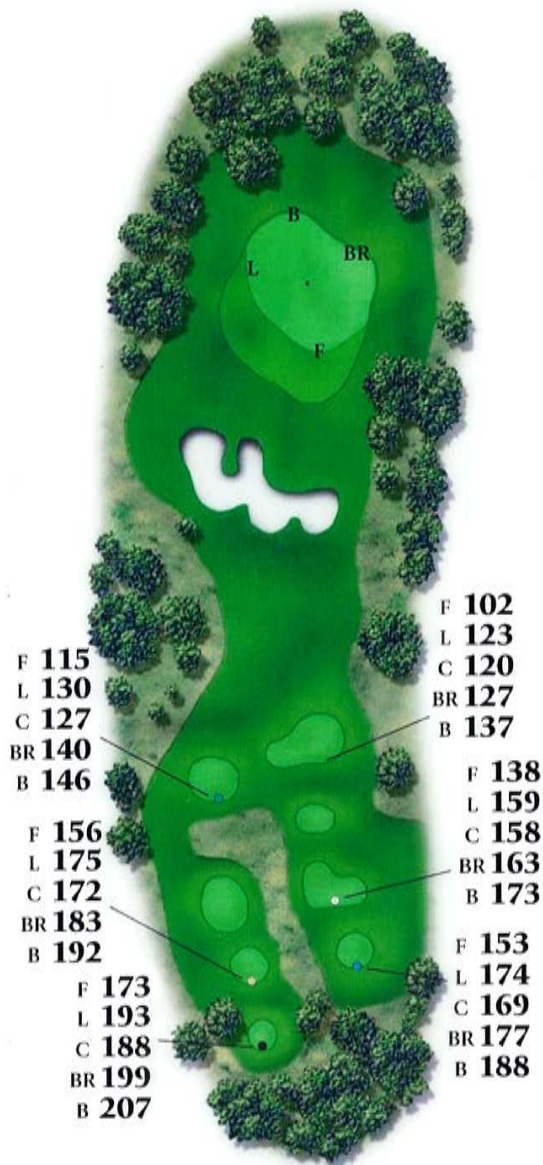
283
266
217
198
179

238
217
174
155
133

482 460 411 378 319

HOLE**2****PAR 3****HDCP 9/9**

Enjoy the view from the elevated tees and be comforted by the 50 yards between the center of the green and the end of the huge bunker before you. With up to a 50-foot change in elevation from tee to green, select at least one less club than the yardage indicates.



188 **172** **169** **158** **127**

HOLE 3

PAR 4
HDCP 7/7


Length matters less on this strategic, short par 4. The safe approach is an iron played left and short of the bunkers. A more aggressive approach is a fairway metal or driver from the tee over the bunkers. On your approach, beware of a low area on the right side of the green that tends to collect off line shots.



-16
Green Depth
30 yards



345 334 308 291 234



HOLE
4
PAR 5

HDCP 1/1

A characteristic that is prevalent throughout Shepherd's Hollow is the use of directional or aiming bunkers. If you go for the green you must carry the bunkers down the left side. If you decide to lay-up, you must still contend with these bunkers if you want a view of the putting surface for your approach shot. The saucer shaped green funnels shots to its center.

221
203
162
118
82



Green Depth
38 yards

567 **547** **536** **505** **427**

HOLE
5
 PAR 4
 HDCP 6/6

A straight forward driving hole. Favor the right side of the fairway for the best approach to the green that moves from front right to back left. The green is two-tiered with the high side in the front. Precise distance control is essential to getting the ball close.



343
320
305
279
199

417 392 383 352 272



HOLE 6

PAR 4

HDCP 2/3

The fairway bunkers present you with two strategic options. You can take the aggressive route by flying over them and shortening your second shot or drive the ball to the center of the fairway that moves left to right. If you cannot safely reach the green on your second shot, lay-up 20 yards short of the green and pitch from there.

277
240
231
207
93

238
201
192
171
53



Green Depth
36 yards

469 432 425 397 274

HOLE
7
PAR 5
HDCP 4/4

Beautiful and reachable describes this par 5. Your tee shot should be center to left center. Pick your perfect lay-up yardage to a wide area 100 yards short or challenge the small elevated green protected by two deep bunkers. Approach to the left center of the green to gain a greater margin of error.



Green Depth
34 yards

324
311
302
280
219


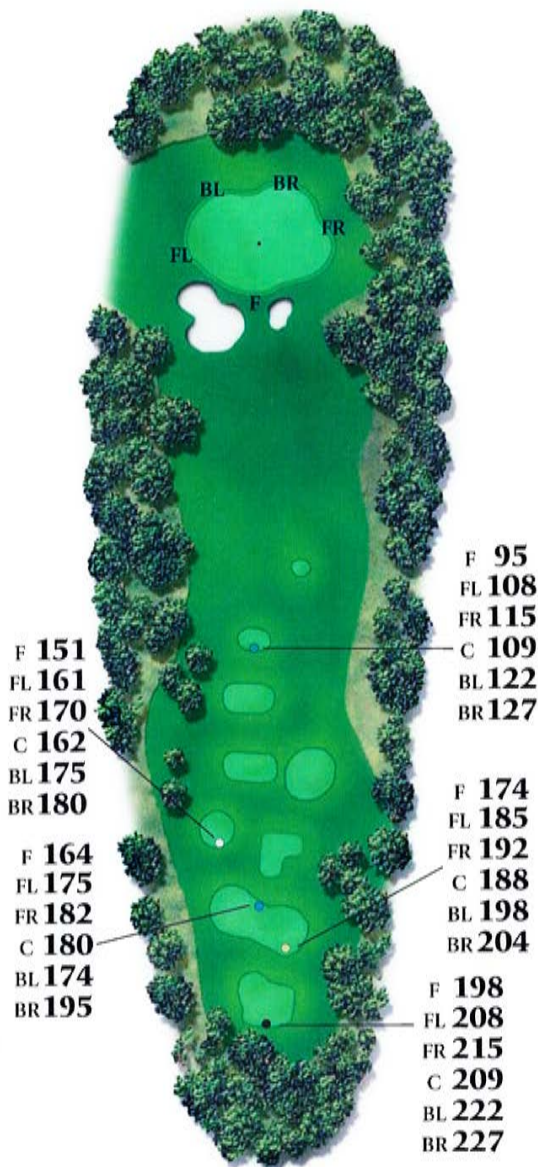
186
175
167
143
82



498 **491** **471** **437** **361**

HOLE
8
 PAR 3
 HDCP 8/8

Another example of scorecard yardage being relative. A 40-55 foot drop to the green indicates one less club once again. There is no run-up shot here. Green slopes from right to left. Do not go over this green.



209 188 180 162 109

HOLE
9
PAR 4
HDCP 5/5

A solid drive is required here to reach the crest of this uphill fairway from which you can attack this slight right to left bending par 4. The back left portion of the green offers a backstop. If you miss this green, miss in the fairway short or in the left greenside bunker for best opportunity to make par. Don't miss this green to the right.



410 **382** **351** 324 319



HOLE


10

PAR 4

HDCP 5/4

322
280
273
257
188

This hole requires you to keep your tee shot in the left-to-left center of the fairway allowing for a slight roll to the right. Another green 40 feet below the teeing ground provides an opportunity to score on a long par 4. This green allows the player to bounce or run-up a shot from the left side to the green.



456 419 410 390 325

HOLE

11

PAR 4

HDCP 3/3

This hole demands length and accuracy from the back tees. The safe play is short of the fairway bunker. A more aggressive play over the hill and to the right of the bunker affords the player the best view of the green. Your approach shot must navigate a slightly elevated green, which features a false front.

317
293
283
243
122



Green Depth
46 yards

483 460 453 411 293

HOLE

12

PAR 3

HDCP 8/8

Straight forward, secluded and solid describes this par 3 that plays every inch of its yardage. A ravine to the right, which balances the troublesome left side bunkers, frames a large green that does allow for a run up shot.

F 110

FL 121

C 127

BR 135

B 145

F 161

FL 175

C 179

BR 187

B 197

F 187

FL 198

C 200

BR 207

B 221

F 173

FL 187

C 189

BR 196

B 208


F 211

FL 225

C 226

BR 233

B 246



Green Depth
36 yards

226

200

189

179

127

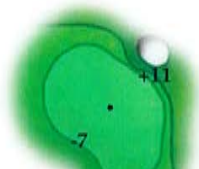
HOLE

13

PAR 5

HDCP 2/1

Don't let the water consume your focus, the bunkers that frame the right side require a tee shot to their left. Your second shot should reach the plateau 100 yards short of the green. A collection area short and left of the green requires a long approach shot to skirt the right side bunkers.



Green Depth
34 yards



565 538 501 495 472



280
236
223
203
157

253
207
196
175
130

HOLE
14
PAR 4
HDCP 6/6

Hit your tee shot between the bunkers if you choose, but the best play is to allow for a second shot of 100 yards. Factor in up to a 35-foot elevation change to this long narrow green.



Green Depth
46 yards

375 329 318 298 250

HOLE

15

PAR 4

HDCP 7/7

This hole is strategy at its best. If you play short of the right hand fairway bunker to the widest, safest portion of the fairway, you will only see the top of the flag. The safest play is left of the bunker, or the gambling play is to try to carry the right side bunker which could leave your ball just in front of the green. But don't be long on this hole, driver may be too much club here.



Green Depth
34 yards



308
277
269
249
167

247
218
189
210
111

354 322 314 293 211

HOLE

16

PAR 4

HDCP 4/5

No matter which tee you play, the right center tee shot is essential; anything left of center will move left to a collection area that requires a recovery rather than scoring opportunity. Your second shot is all carry with another green featuring a false front.

325
297
286
246
156

Thru
Fairway



305
275
263
223
137

Top of
Hill



Green Depth
46 yards

449

422

411

369

280

HOLE
17
 PAR 3
 HDCP 9/9

This par 3 features a green that is more than twice as long as it is wide. Distance control is paramount as the large mound in the center of the green separates the two distinct putting areas, making a two-putt precarious. The right side of the hole is dryer than the left.



F **62**
 FR **79**
 C **84**
 BL **98**
 B **104**

F **97**
 FR **113**
 C **118**
 BL **133**
 B **138**

F **137**
 FR **150**
 C **157**
 BL **173**
 B **178**

F **125**
 FR **142**
 C **149**
 BL **165**
 B **170**

F **156**
 FR **156**
 C **179**
 BL **195**
 B **200**



179 **157** **149** 118 **84**

HOLE

18

PAR 5


HDCP 1/2



This scenic par 5 provides the golfer a multitude of options.

Our choice is to aim at the left side fairway bunker and let it rip. That bunker is farther than you think.

If you choose to go for the green in two, you are confronted with a multi-tiered green that requires proper club selection and an accurate approach.



564

559

539

511

422

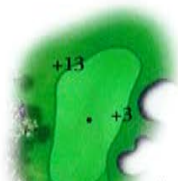
HOLE

19

PAR 4

HDCP 3/3

This wide fairway requires you to stay left of the right side fairway bunkers and to hug the right side of the fairway to shorten this lengthy dogleg right. The green is also more than twice as deep as it is wide and offers left side support that allows for a fade or run-up shot in lieu of flying the greenside bunker.



Green Depth
38 yards



493 471 442 401 383

HOLE

20

PAR 5

HDCP 1/1



329
301
287
247
205

Thru
Fairway

From the back tees aim directly at the large rock dead center of the fairway. From the other tees, the directional bunker is your aiming point. This is a three shot hole even with a 70-foot drop from tee to green. Your second shot left 100 yards from the green is the perfect lay-up position. Be aggressive on your third shot.



Green Depth
32 yards

599 570 559 517 474

HOLE

21

PAR 3

HDCP 8/9

The green shape provides the strategy to the hole; select the right club for the yardage and hit it that distance. If the pin is located in the front right depression, a two is very much in play. If the pin is front left or back right, play for par.



Green Depth
36 yards

FL 85
C 98
BR 95
BL 105
B 111

FL 127
C 142
BR 147
BL 150
B 162

FL 166
C 182
BR 187
BL 190
B 202

FL 114
C 130
BR 135
BL 137
B 148

FL 138
C 154
BR 160
BL 162
B 174

182 154 142 130 98

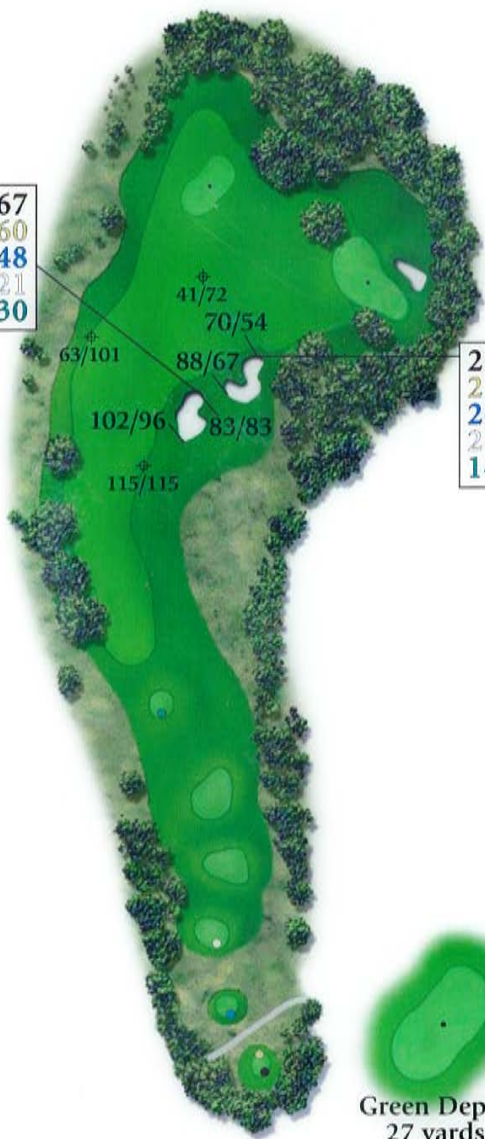
HOLE 22

PAR 4

HDCP 7/6

The unique feature of this hole is the two greens. The left green can be driven or played short of, but in either case, there is no need to get near the fairway bunkers. If the right side green is in play, refer to golf hole play chart for optimum yardage for tee shot from the corresponding tee you are playing.

267
260
248
221
130



280
273
263
237
149

Green Depth
27 yards

Green Depth
21 yards

370 365 350 344 230

HOLE
23
 PAR 4
 HDCP 9/7

Long hitters may give this one a try, but you still must navigate the bunker in the landing area. Tee shots to the right side of fairway are the easiest, but then present the player the most difficult approach angle into the green. Good wedge players will want to lay-up just left of the center fairway bunker. The green has two tiers.



Green Depth
 32 yards

266
 262
 240
 234
 187

219
 216
 193
 187
 138

235
 232
 210
 203
 155



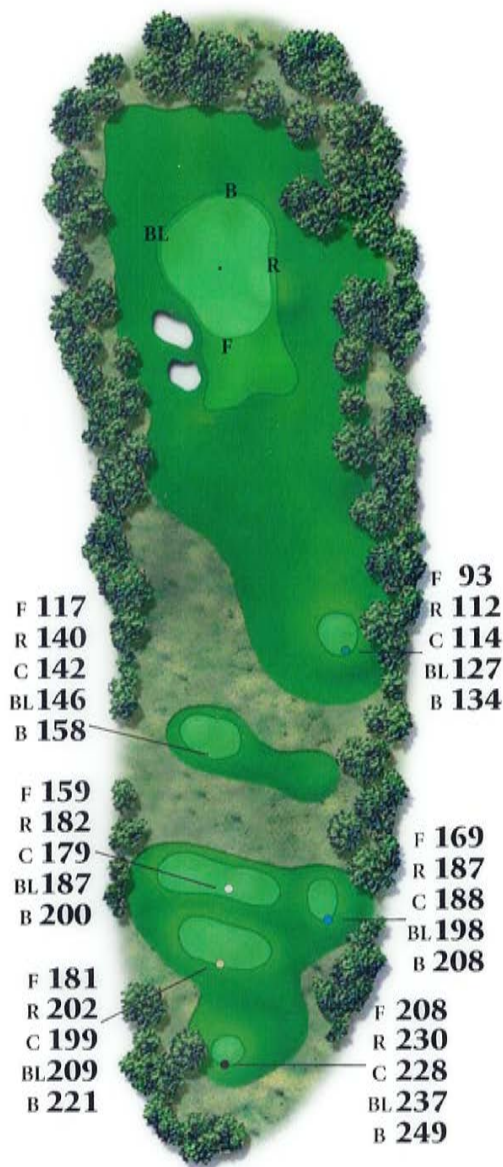
301 298 274 269 218

HOLE


24

PAR 3

HDCP 6/8



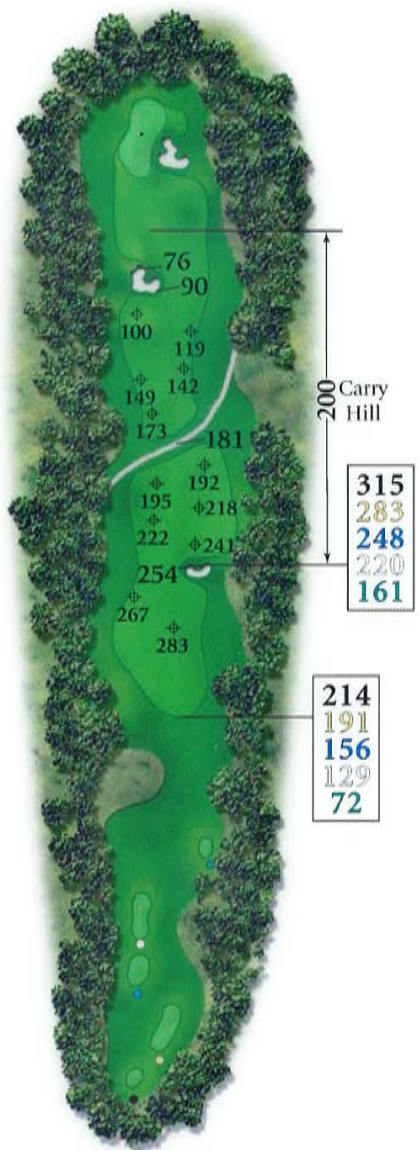
Enjoy another stunning view from the top of the back tees. This is a big par 3 with a huge undulating two-tier green that sits 40-60 feet below the teeing grounds. Although the player is forced to carry a hollow short of the green, the right side approach does allow for a bounce up.



228 199 188 179 114

HOLE
25
 PAR 5
 HDCP 2/2

This tree lined par 5 plays to its distance, but can be reached in two. Your tee shot should land left side of the lone fairway bunker. To hit the green in two requires you to carry the left side bunker guarding the second fairway landing area. For your best angle of approach and chance at birdie, lay-up just short and just right of fairway bunker.



553 531 495 469 410

HOLE

26

PAR 4

HDCP 5/5



301
290
270
258
183

250
240
219
207
132

205
194
173
161
85

Frame your tee shot off the trio of right side bunkers. Beware of going through the fairway on the left side. This long, curving and undulating green is well protected, requiring precisely struck approach shots.



Green Depth
40 yards

397 390 367 358 278

HOLE 27

PAR 4

HDCP 4/4

This challenging par 4 puts a demand on the player to be long and accurate on both the tee shot and the approach. Get close to the end of the fairway to shorten your approach. This large undulating green requires the player to place the approach shot in the proper quadrant of the green for those seeking threes, but also those looking for par.



Green Depth
44 yards



461

444

415

385

313